

MONTEREY

Four faux doors make up the Monterey bed face design; which embodies the simple, classic style of the Shaker era. You and your guests will certainly admire this piece for its simplicity, quality and functionality for years to come.

Available in Twin, Extra Long Twin, Full (Double) and Queen sizes.

Requires standard, innerspring mattress up to 12" thick (not included.)

FINISHES AVAILABLE IN OAK

(Refer to Finishes Page for Names)



FINISHES AVAILABLE IN MAPLE

(Refer to Finishes Page for Names)



CROWN MOLDING OPTIONS



Standard

Larger


Square

ADDITIONAL OPTIONS



Side Cabinets

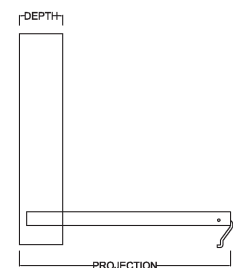
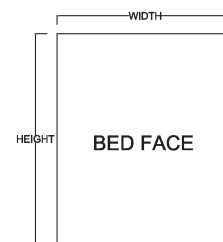
(Refer to side cabinet sheet for more information.)



Lighting



Bed shown here is Traditional Mahogany on Maple Wood



MURPHY BED DIMENSIONS

SIZE	HEIGHT	WIDTH	DEPTH	*PROJECTION
Queen	87 3/4"	66 1/2"	18 3/4"	86 7/8"
Full (Double)	82 3/4"	60 1/2"	18 3/4"	81 7/8"
XL Twin	87 3/4"	45 1/2"	18 3/4"	86 7/8"
Twin	82 3/4"	45 1/2"	18 3/4"	81 7/8"

*Projection is the dimension from the wall to the outside of the bed frame in the open position.

These dimensions refer to the finished furniture piece after it is assembled. Upon delivery, the bed is broken down into six (6) pieces, with the decorative bed face being the largest of those pieces. (For more information on if your bed will fit, refer to the website.)