

YORK

The York face design is a multi-functional murphy bed that offers a drop-down table! This unique piece can be utilized in your home office, craft room or evening as a dining table! When the bed is closed, slide bolts lock the table and leg support into place.

Available in Twin, Extra Long Twin, Full (Double) and Queen sizes.

Requires standard, innerspring mattress up to 12" thick (not included.)


FINISHES AVAILABLE IN OAK

(Refer to Finishes Page for Names)



FINISHES AVAILABLE IN MAPLE

(Refer to Finishes Page for Names)



CROWN MOLDING OPTIONS



Standard

Larger


Square

ADDITIONAL OPTIONS



Side Cabinets

(Refer to side cabinet sheet for more information.)



Lighting



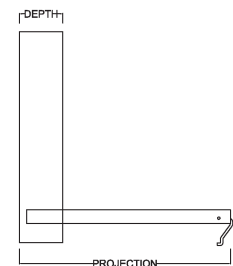
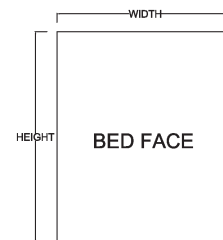
Bed shown here is
White Paint on Maple Wood

Table Height is 29" from the floor.

Queen / Extra Long Twin

Table Dimensions: 45" x 30"

Full (Double) / Twin Table Dimensions: 41" x 30"



MURPHY BED DIMENSIONS

SIZE	HEIGHT	WIDTH	DEPTH	*PROJECTION
Queen	87 3/4"	66 1/2"	18 3/4"	86 7/8"
Full (Double)	82 3/4"	60 1/2"	18 3/4"	81 7/8"
XL Twin	87 3/4"	45 1/2"	18 3/4"	86 7/8"
Twin	82 3/4"	45 1/2"	18 3/4"	81 7/8"

*Projection is the dimension from the wall to the outside of the bed frame in the open position.

These dimensions refer to the finished furniture piece after it is assembled. Upon delivery, the bed is broken down into six (6) pieces, with the decorative bed face being the largest of those pieces. (For more information on if your bed will fit, refer to the website.)